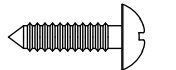
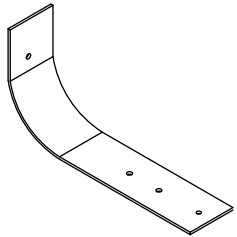
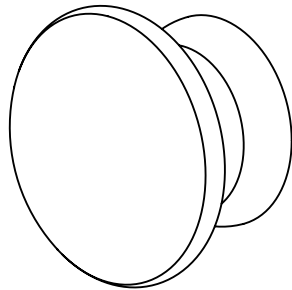


Delta™

Children's Products
Customer Service:

Web Site: www.deltachildrenproducts.com

Delta Children's Products
114 West 26th Street
New York, NY 10001
Tele. 212-645-9033



**BOLTS AND SCREWS ARE
SHOWN FULL SIZE.**

THIS PRODUCT IS NOT INTENDED FOR INSTITUTIONAL OR COMMERCIAL USE.

If you have any questions or missing parts, contact us. DO NOT return product parts to the store from where it was purchased before contacting Delta Children's Products Customer Service

Before assembly read these instructions and all warnings included. Make sure that all pre-assembled parts are tight. Store this instruction booklet for future reference. The appearance of your product may be different from that pictured in this booklet. **ADULT ASSEMBLY REQUIRED** due to presence of small parts during assembly.

⚠ WARNING

- PERIODICALLY CHECK TO ENSURE THAT ALL BOLTS AND SCREWS ARE TIGHT TO MAINTAIN THE STABILITY OF THE UNIT CONTACT DELTA CHILDREN'S PRODUCTS FOR REPLACEMENT PARTS OR QUESTIONS.
- DO NOT OVERLOAD DRAWERS, PLACE HEAVIEST ITEMS IN THE BOTTOM DRAWERS
- DO NOT ALLOW ANY CHILD TO CLIMB, PLAY ON, OR HANG FROM ANY PIECE OF FURNITURE.

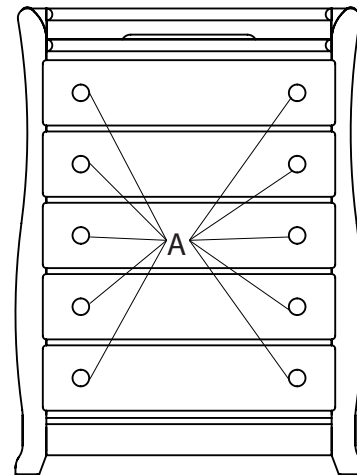
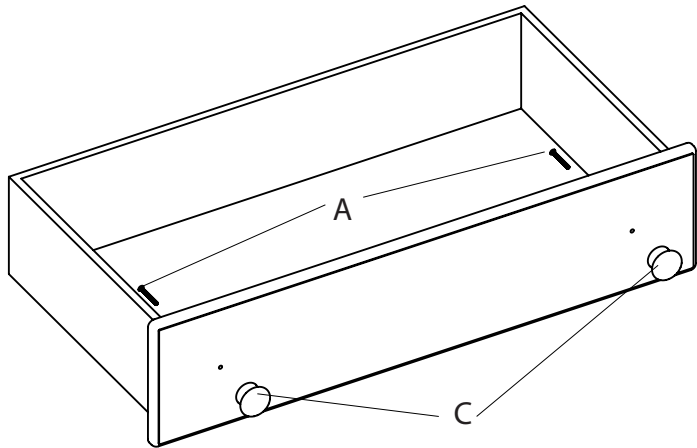
NOTES ON ASSEMBLY:

-DURING THE ASSEMBLY PROCESS WHENEVER USING SCREWS OR BOLTS, CHECK EACH BY PLACING THE SCREW/BOLT ON THE DIAGRAM OF THE ITEM WHICH IS DRAWN ACTUAL SIZE AND DESIGN. BE SURE TO USE THE PROPER SIZE AND SHAPE SPECIFIED IN THE INSTRUCTIONS.

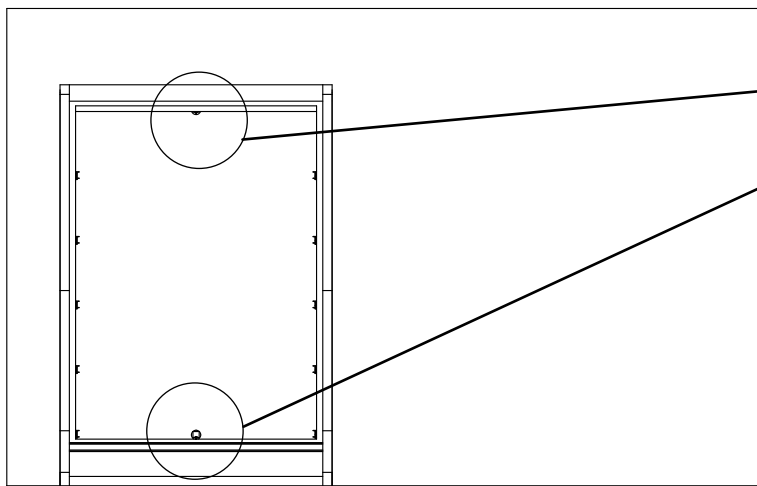
NOTES ON CARE AND MAINTENANCE:

- DO NOT SCRATCH OR CHIP THE FINISH.
- DO NOT STORE THE PRODUCT OR ANY PARTS IN EXTREME TEMPERATURES AND CONDITIONS SUCH AS A HOT ATTIC OR A DAMP, COLD BASEMENT. THESE EXTREMES CAN CAUSE A LOSS OF STRUCTURAL INTEGRITY.
- AN OCCASIONAL WAXING, PLUS REGULAR CLEANING WITH MILD SOAP ON A SOFT CLOTH, FOLLOWED BY A CLEAN DAMP CLOTH, THEN A DRY CLOTH, WILL PRESERVE THE ORIGINAL LUSTER AND BEAUTY OF THIS FINE FINISH. **DO NOT** SPRAY CLEANERS DIRECTLY ONTO FURNITURE, SPRAY ONTO CLEANING CLOTH AND THEN APPLY TO FURNITURE. TEST IN AN INCONSPICUOUS AREA BEFORE APPLYING TO ENTIRE UNIT. **DO NOT** USE ABRASIVE CHEMICALS.
- LIFT SLIGHTLY WHEN MOVING ON CARPETING TO PREVENT LEG BREAKAGE.
- USE OF A VAPORIZER NEAR FURNITURE WILL CAUSE WOOD TO SWELL AND FINISH TO PEEL.

STEP 1:
ATTACH THE KNOBS (PART C) TO THE DRAWERS WITH (1) LONG SCREW (PART A) EACH.



USE THE SCREW INDICATED ABOVE



STEP 2:

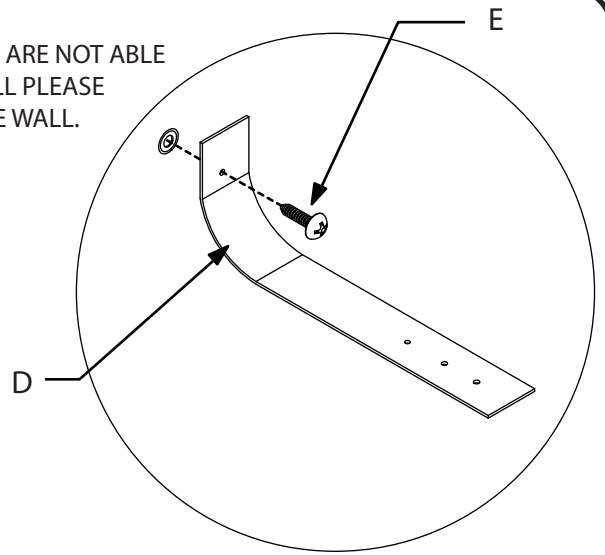
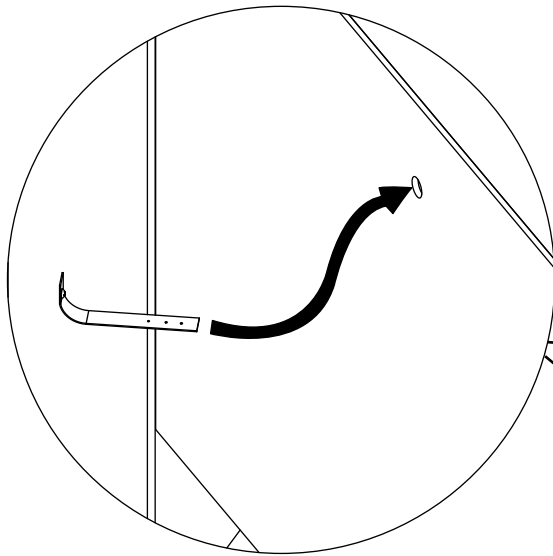
THE SAFETY STRAP MUST BE SECURED TO A WALL STUD. FIND A WALL STUD AND PLACE THE DRESSER IN FRONT OF THE WALL STUD. MARK THE POSITION OF EITHER HOLE IN THE BACK AS SHOWN.

STEP 3:

ATTACH SAFETY STRAP (PART D) TO WALL STUD AT MARKED LOCATION. IF YOU ARE NOT ABLE TO LOCATE A WALL STUD THAT IS SUITABLE OR HAVE A DIFFERENT TYPE OF WALL PLEASE CONTACT QUALIFIED PROFESSIONAL TO ASSIST IN SECURING THE STRAP TO THE WALL.

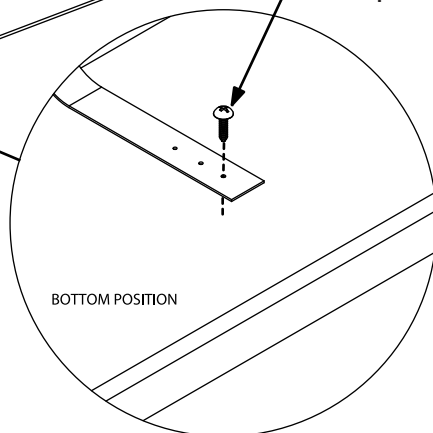
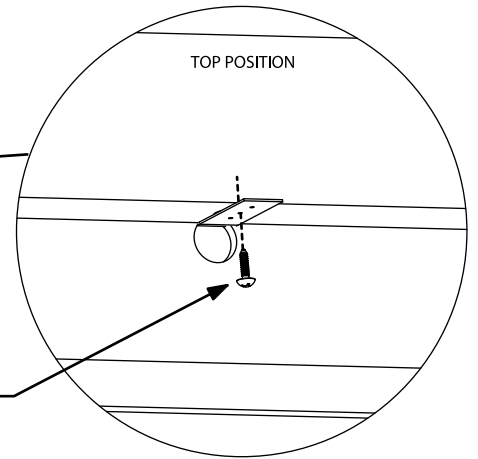
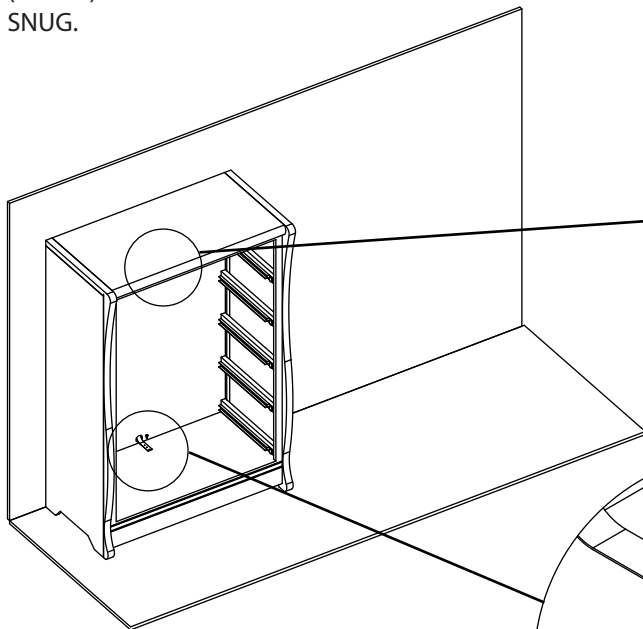
STEP 4:

POSITION THE DRESSER AS SHOWN IN THE ILLUSTRATION. INSERT THE SAFETY STRAP THROUGH THE APPROPRIATE HOLE IN THE BACK. PLACE THE DRESSER IN THE FINAL POSITION ALONG THE WALL.



STEP 5:

SECURE THE SAFETY STRAP AS SHOWN TO THE DRESSER WITH (1) CASE STRAP SCREW (PART F). THE STRAP SHOULD BE PULLED SNUG.





Children's Products

Customer Service:

Web Site: www.deltachildrenproducts.com

Delta Children's Products

114 West 26th Street

New York, NY 10001

Tele.212-645-9033

Warranty: This Delta product is warranted to be free from defects for a period of 90 days from the date of purchase under normal use. This warranty extends only to the original retail purchaser and is valid only when supplied with proof of purchase, or if received as a gift, when the registration is on file with Delta.

To register your product for important safety alerts and updates to your product please visit <http://deltaenterprise.com/register.asp>

Please do not return this item to the store before contacting us about missing parts or with any questions.

In the event that you need to contact our customer service department please have the Style Number and Lot Number available. To report a problem, please log on to www.deltachildrenproducts.com and click the Customer Service Tab, or log on to www.deltaenterprise.com/customer_service.asp, or contact us by phone at (212) 645-9033.

Use the space below to make note of those numbers. They can be found on the label on the back of the product.

Style No.: _____

Lot No. : _____

Pack Date: _____

Date of Purchase: _____ (you should also keep your receipt)